
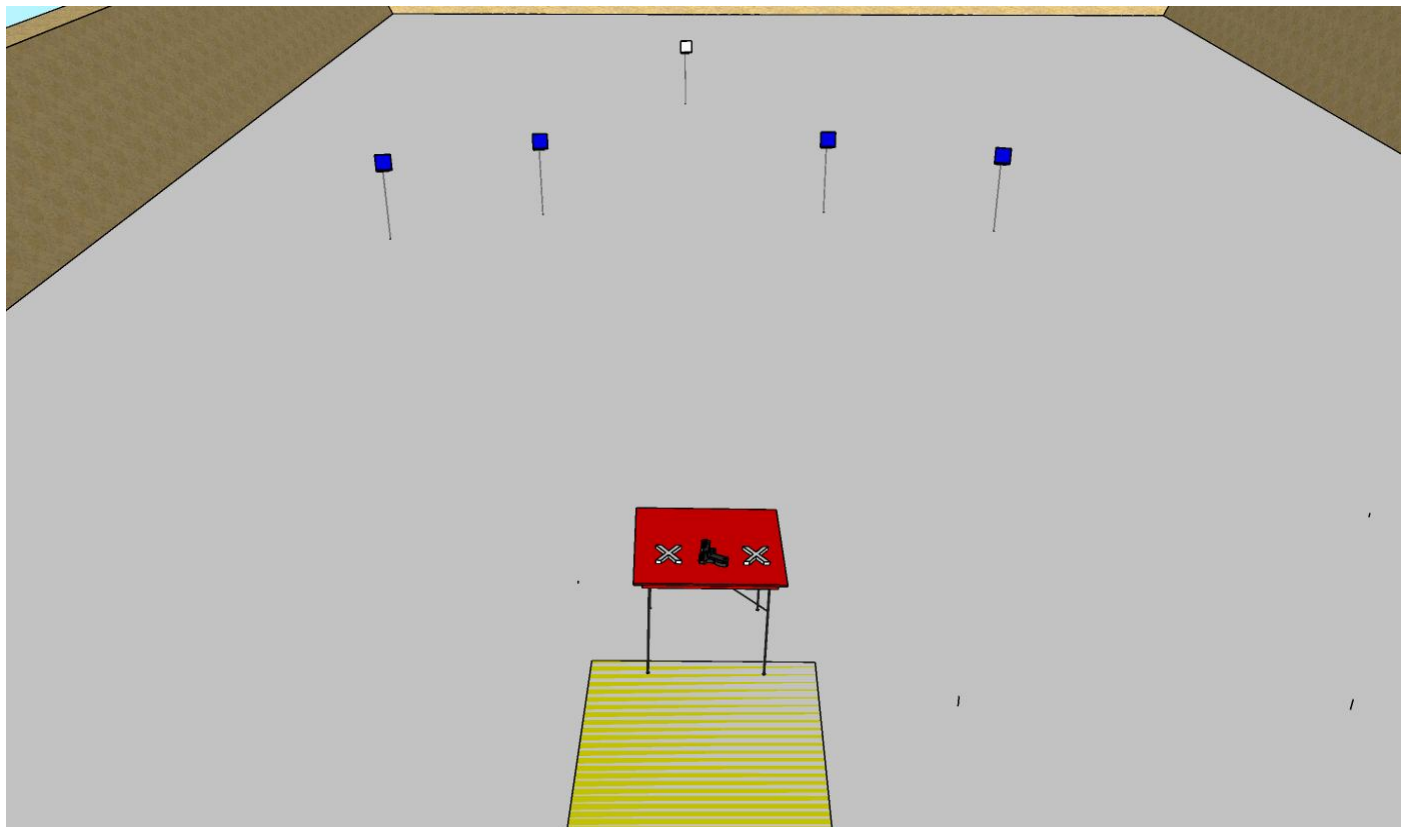

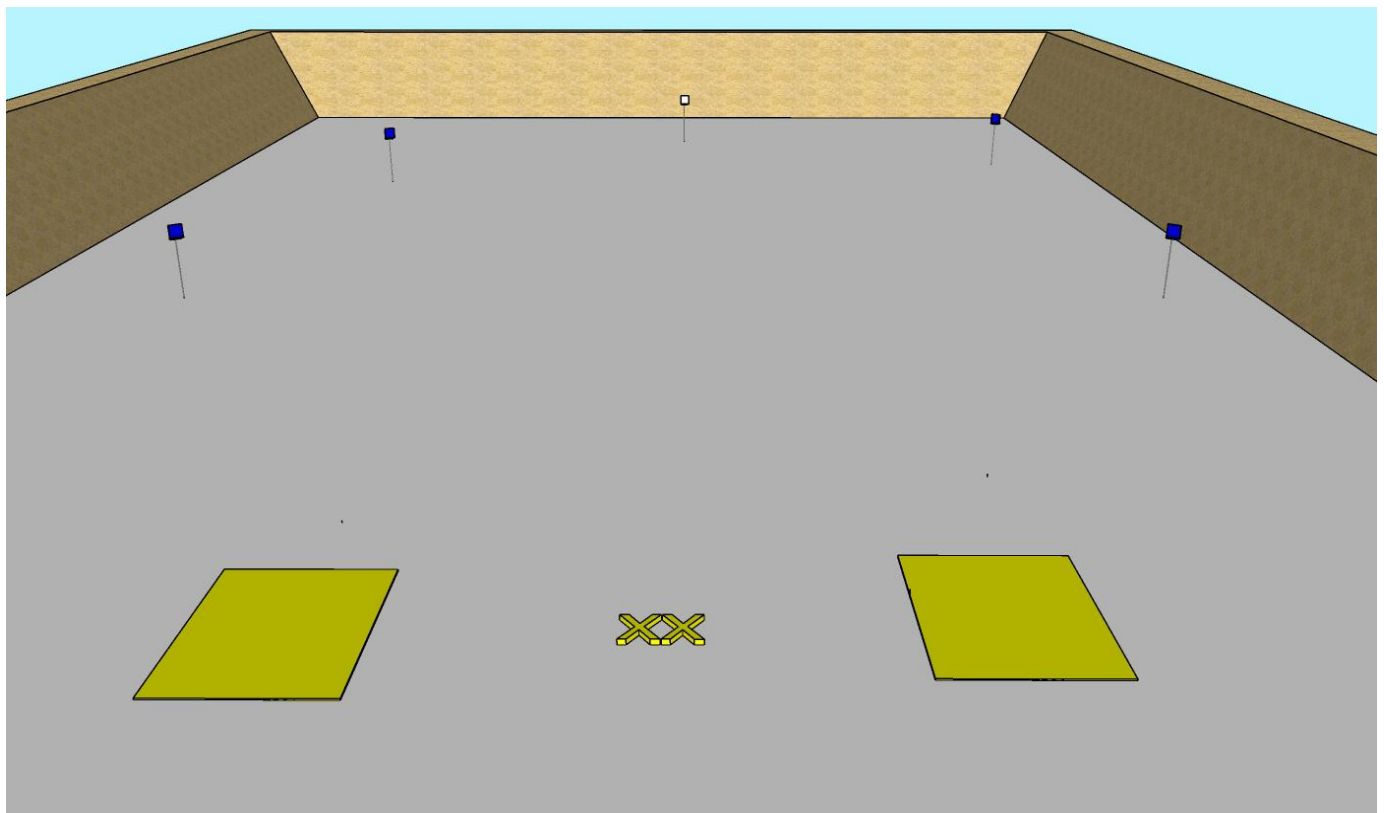



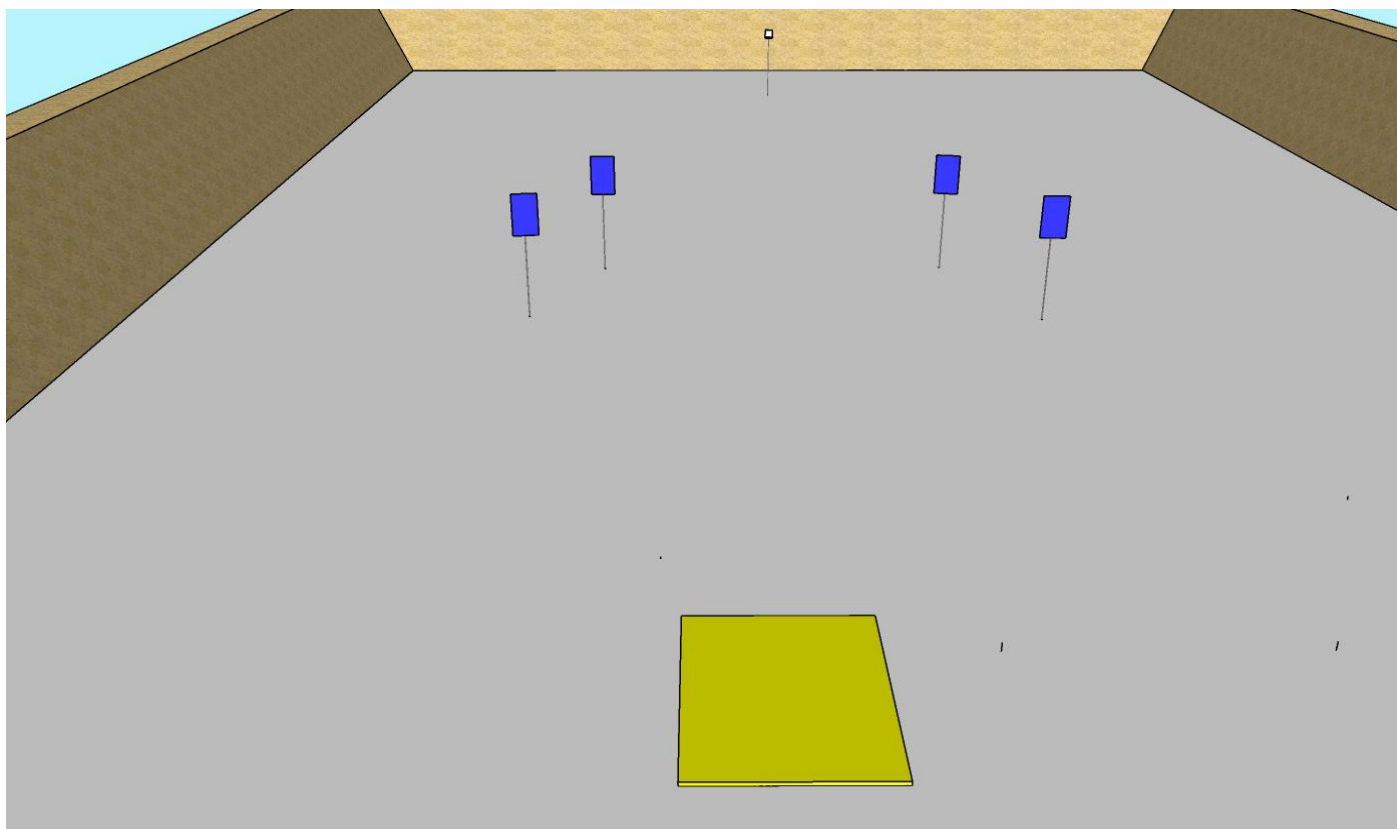
<b>stage 1</b>  <b>HANDS ON TABLE</b>	STRINGS	4
		5
Maximum time:	30 sec. for individual string	
Targets:	4 Plates (blue), 1 StopPlate (white)	
Start position:	The start position is standing within the box. Both hands on the marks (as RO demonstrates)	
Firearms Ready Condition:	Gun loaded on the table, PCC option 1	
Procedure:	After start signal engage all the targets from designated area. Each of the standard plates must be hit at least once before hitting the stop plate. Reloading: Self-loading firearms during the stage among the strings	
Safety angles:	90 degrees left/right, High of top of the backtop	




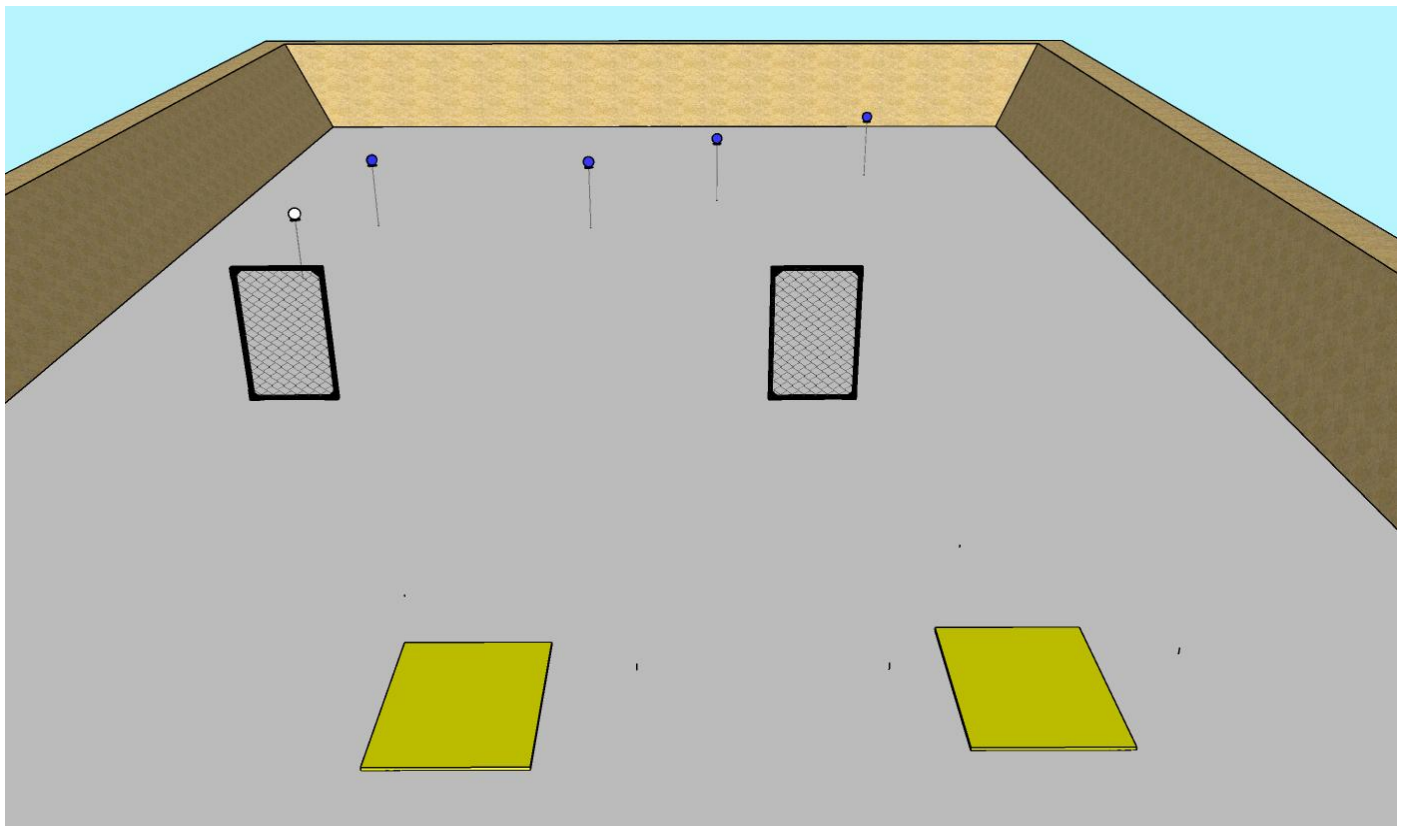
<h1 style="margin: 0;">stage 2</h1> <h2 style="margin: 0;">TIK TOK</h2>	STRINGS	3
		5
Maximum time:	30 sec. for individual string	
Targets:	4 Plates (blue), 1 StopPlate (white)	
Start position:	The start position is standing within the box A or B. Standing on mark, relaxed (as usual IPSC rule 8.2.2.)	
Firearms Ready Condition:	Gun loaded and holstered, PCC option 1	
Procedure:	After start signal engage all the targets from the boxes A and B. Each of the standard plates must be hit at least once before hitting the stop plate. Reloading: Self-loading firearms during the stage among the strings <b>At least one target must be hit from each of the two boxes.</b>	
Safety angles:	90 degrees left/right, High of top of the backtop	




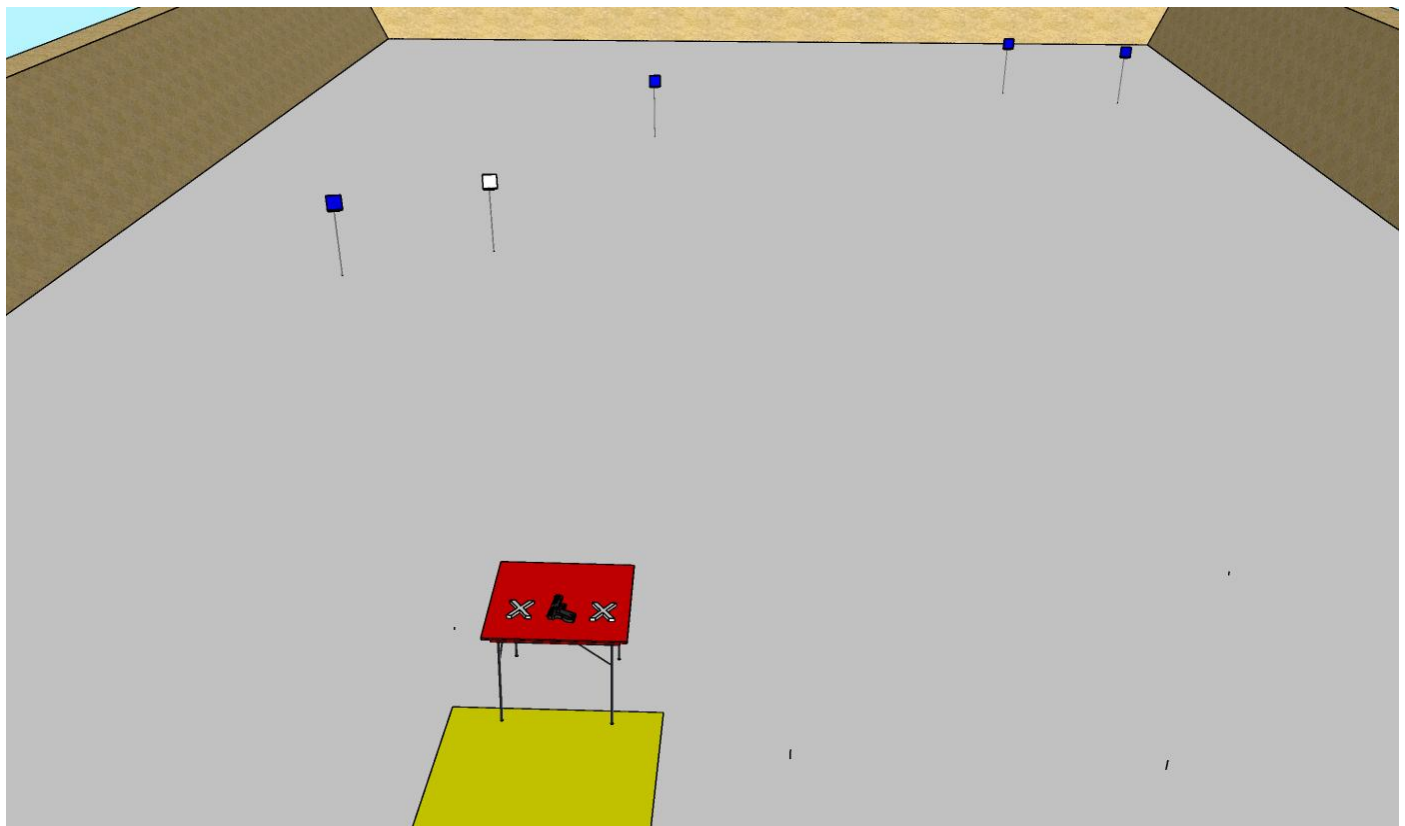
<b>stage 3</b>	<b>STRINGS</b>	<b>4</b>
		<b>5</b>
<b>SMOKE &amp; HOPE</b>		
Maximum time:	30 sec. for individual string	
Targets:	4 Plates (blue), 1 StopPlate (white)	
Start position:	The start position is standing within the box Standing on mark, relaxed (as usual IPSC rule 8.2.2.)	
Firearms Ready Condition:	Gun loaded and holstered, PCC option 1	
Procedure:	After start signal engage all the targets from the box Each of the standard plates must be hit at least once before hitting the stop plate. Reloading: Self-loading firearms during the stage among the strings	
Safety angles:	90 degrees left/right, High of top of the backtop	




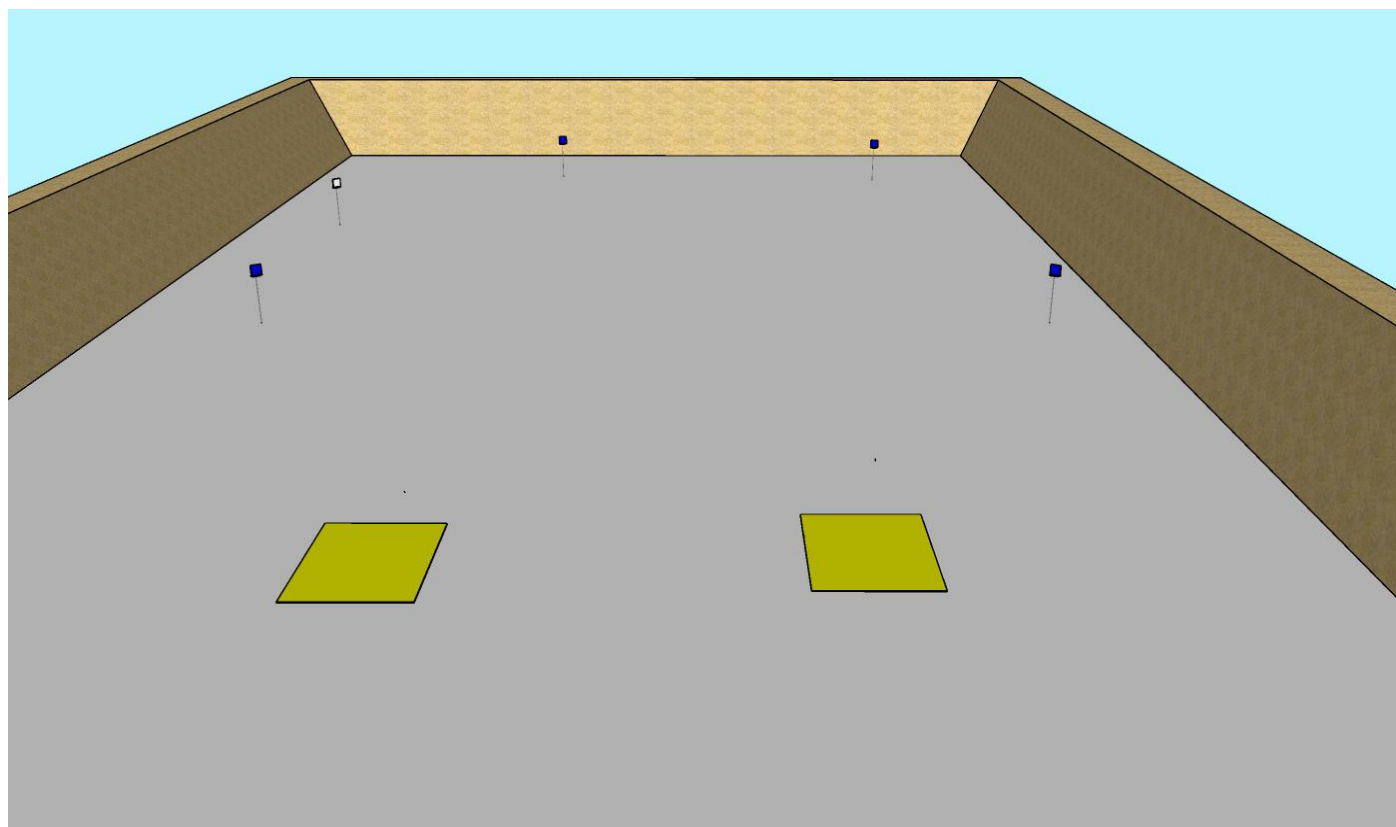
<b>stage 4</b>	<b>STRINGS</b>	<b>4</b>
	<b>DUE TO</b>	
Maximum time:	30 sec. for individual string	
Targets:	4 Plates (blue), 1 StopPlate (white)	
Start position:	The start position is standing within the box A or B Standing on mark, relaxed (as usual IPSC rule 8.2.2.)	
Firearms Ready Condition:	Gun loaded and holstered, PCC option 1	
Procedure:	After start signal engage all the targets from the boxes A and B. Each of the standard plates must be hit at least once before hitting the stop plate. Reloading: Self-loading firearms during the stage among the strings	
Safety angles:	90 degrees left/right, High of top of the backtop	




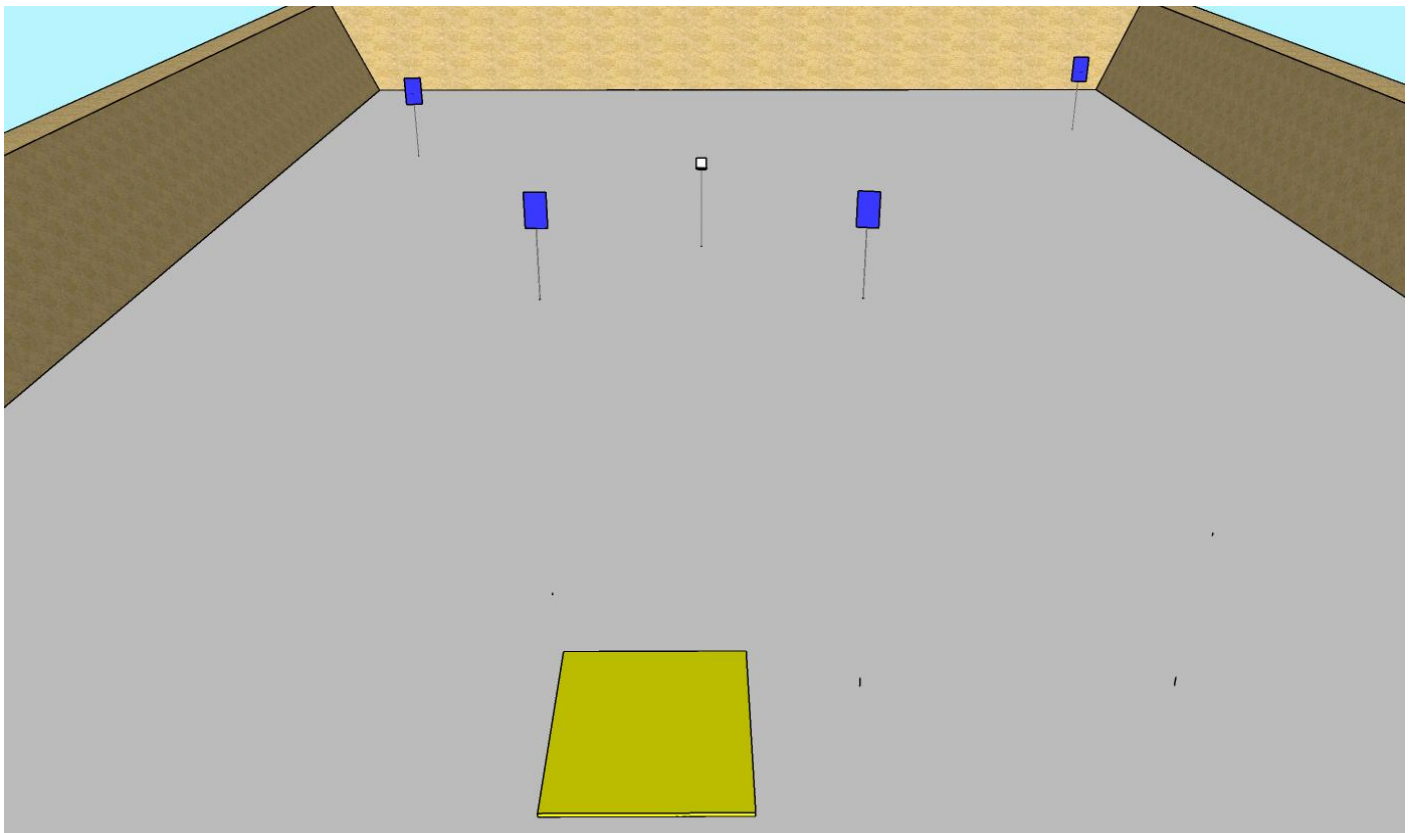
<b>stage 5</b>	<b>STRINGS</b>	<b>4</b>
	<b>GUN ON TABLE</b>	
Maximum time:	30 sec. for individual string	
Targets:	4 Plates (blue), 1 StopPlate (white)	
Start position:	The start position is standing within the box. Both hands on the marks	
Firearms Ready Condition:	Gun loaded on the table, PCC option 1	
Procedure:	After start signal engage all the targets from designated area. Each of the standard plates must be hit at least once before hitting the stop plate. Reloading: Self-loading firearms during the stage among the strings	
Safety angles:	90 degrees left/right, High of top of the backtop	




<b>stage 6</b>		<b>STRINGS</b>	<b>3</b>
		<b>FAR CRY</b>	
Maximum time:	30 sec. for individual string		
Targets:	4 Plates (blue), 1 StopPlate (white)		
Start position:	The start position is standing within the box A or B. Standing on mark, relaxed (as usual IPSC rule 8.2.2.)		
Firearms Ready Condition:	Gun loaded and holstered, PCC option 1		
Procedure:	After start signal engage all the targets from the boxes A and B. Each of the standard plates must be hit at least once before hitting the stop plate. Reloading: Self-loading firearms during the stage among the strings <b>At least one target must be hit from each of the two boxes.</b>		
Safety angles:	90 degrees left/right, High of top of the backtop		



<b>stage 7</b>	<b>STRINGS</b>	<b>4</b>
	<b>HOPE &amp; LUCK</b>	
Maximum time:	30 sec. for individual string	
Targets:	4 Plates (blue), 1 StopPlate (white)	
Start position:	The start position is standing within the box Standing on mark, relaxed (as usual IPSC rule 8.2.2.)	
Firearms Ready Condition:	Gun loaded and holstered, PCC option 1	
Procedure:	After start signal engage all the targets from the box Each of the standard plates must be hit at least once before hitting the stop plate. Reloading: Self-loading firearms during the stage among the strings	
Safety angles:	90 degrees left/right, High of top of the backtop	



<b>stage 8</b>	<b>STRINGS</b>	<b>4</b>
	<b>RUN OUT</b>	
Maximum time:	30 sec. for individual string	
Targets:	4 Plates (blue), 1 StopPlate (white)	
Start position:	The start position is standing within the box A or B Standing on mark, relaxed (as usual IPSC rule 8.2.2.)	
Firearms Ready Condition:	Gun loaded and holstered, PCC option 1	
Procedure:	After start signal engage all the targets from the boxes A and B. Each of the standard plates must be hit at least once before hitting the stop plate. Reloading: Self-loading firearms during the stage among the strings	
Safety angles:	90 degrees left/right, High of top of the backtop	

