



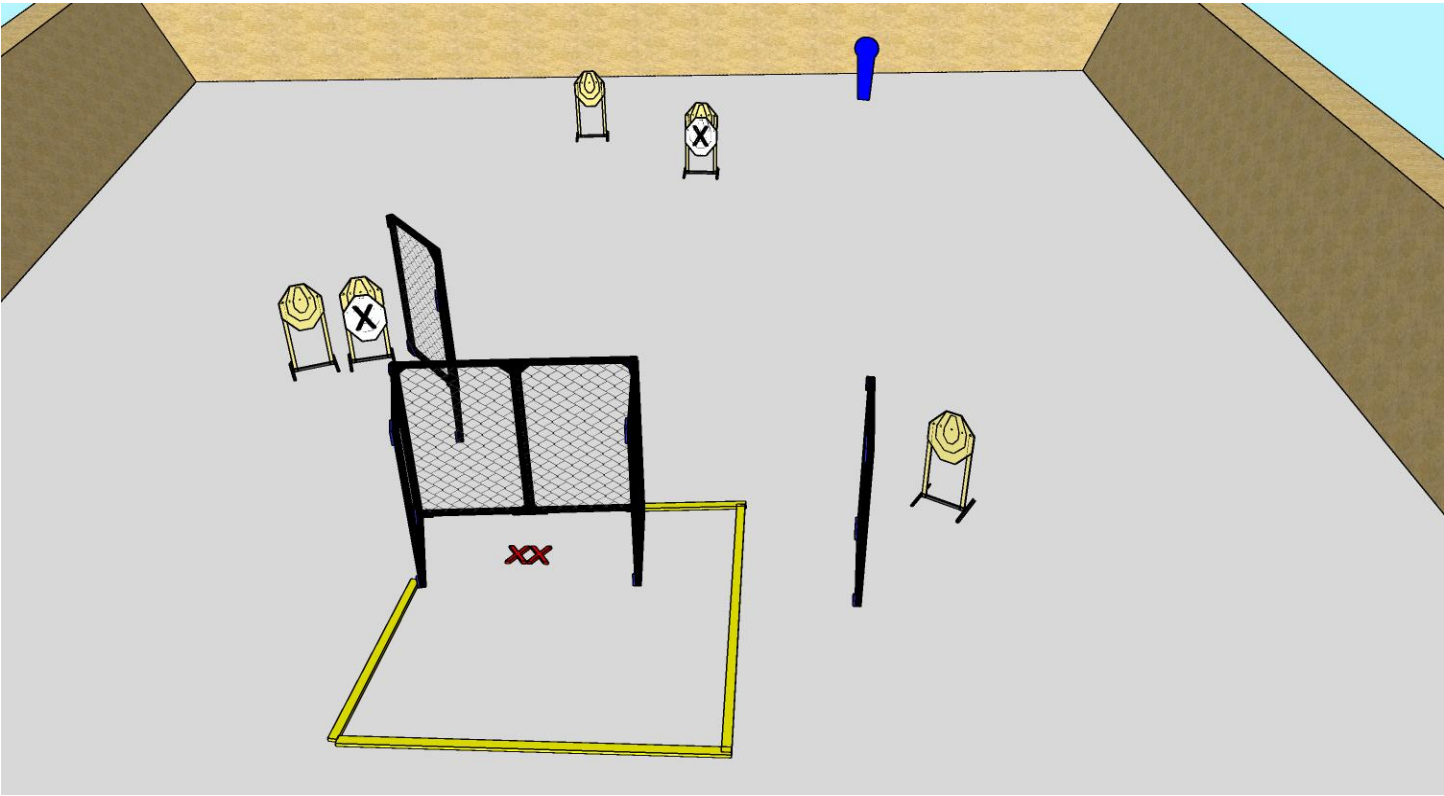




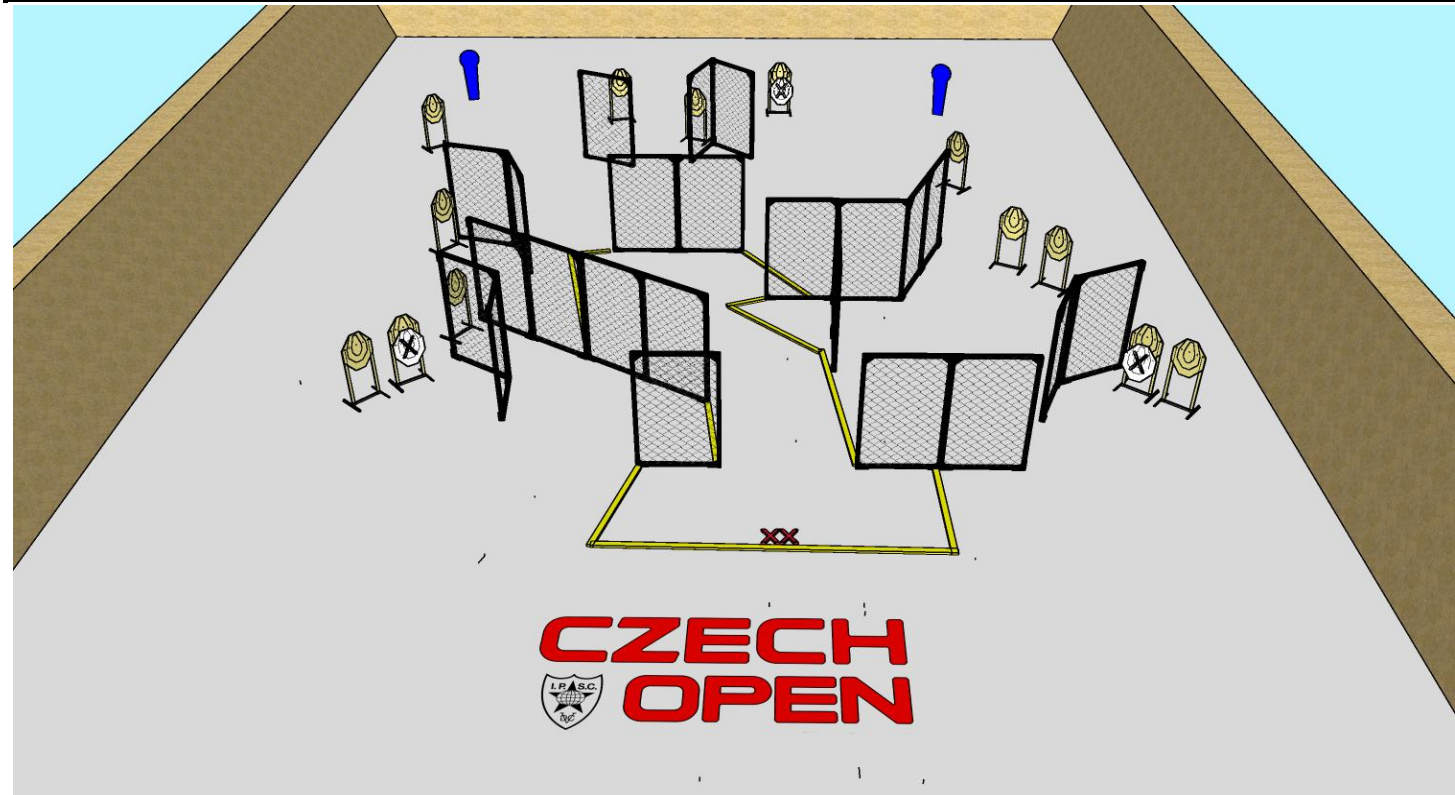






stage 1				
	11	5	1	
Number of rounds to be scored:	11			
Targets:	5 IPSC Targets, 1 IPSC Popper			
Start position:	Standing on mark			
Handgun Ready Condition				
Time Start:	Audible signal			
Procedure:	After start signal engage all the targets from designated area			
Safety angles:	90 degrees left/right, High of top of the backtop			







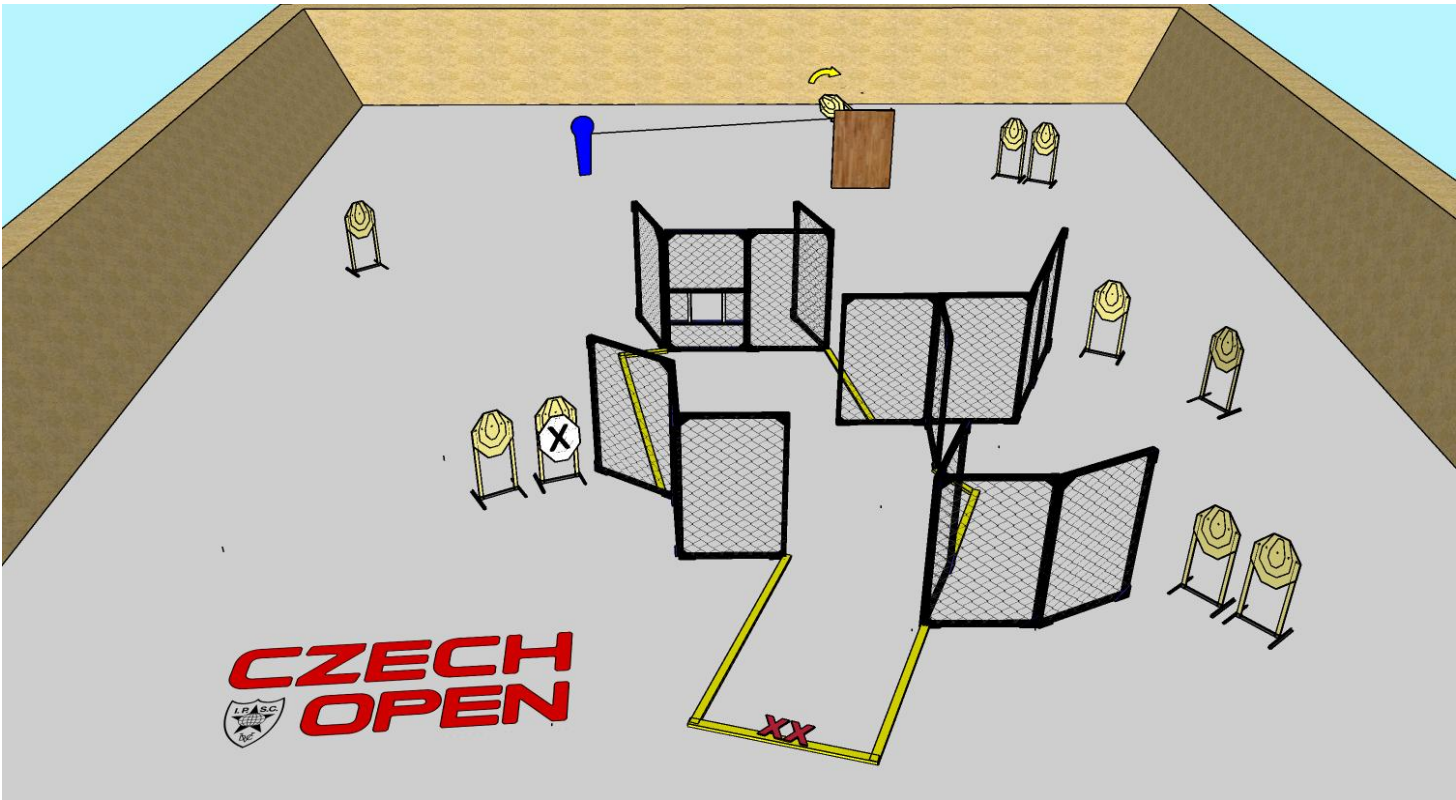
stage 2	   			
	28	13	2	
Number of rounds to be scored:	28			
Targets:	13 IPSC Targets, 2 IPSC Poppers			
Start position:	Standing on mark			
Handgun Ready Condition				
Time Start:	Audible signal			
Procedure:	After start signal engage all the targets from designated area			
Safety angles:	90 degrees left/right, High of top of the backtop			







stage 3						
	22			10	2	
Number of rounds to be scored:	22					
Targets:	10 IPSC Targets, 2 IPSC Poppers					
Start position:	Standing on mark					
Handgun Ready Condition						
Time Start:	Audible signal					
Procedure:	After start signal engage all the targets from designated area Popper P1 activates moving target. All moving targets remains visible at the end of the movement.					
Safety angles:	90 degrees left/right, High of top of the backtop					

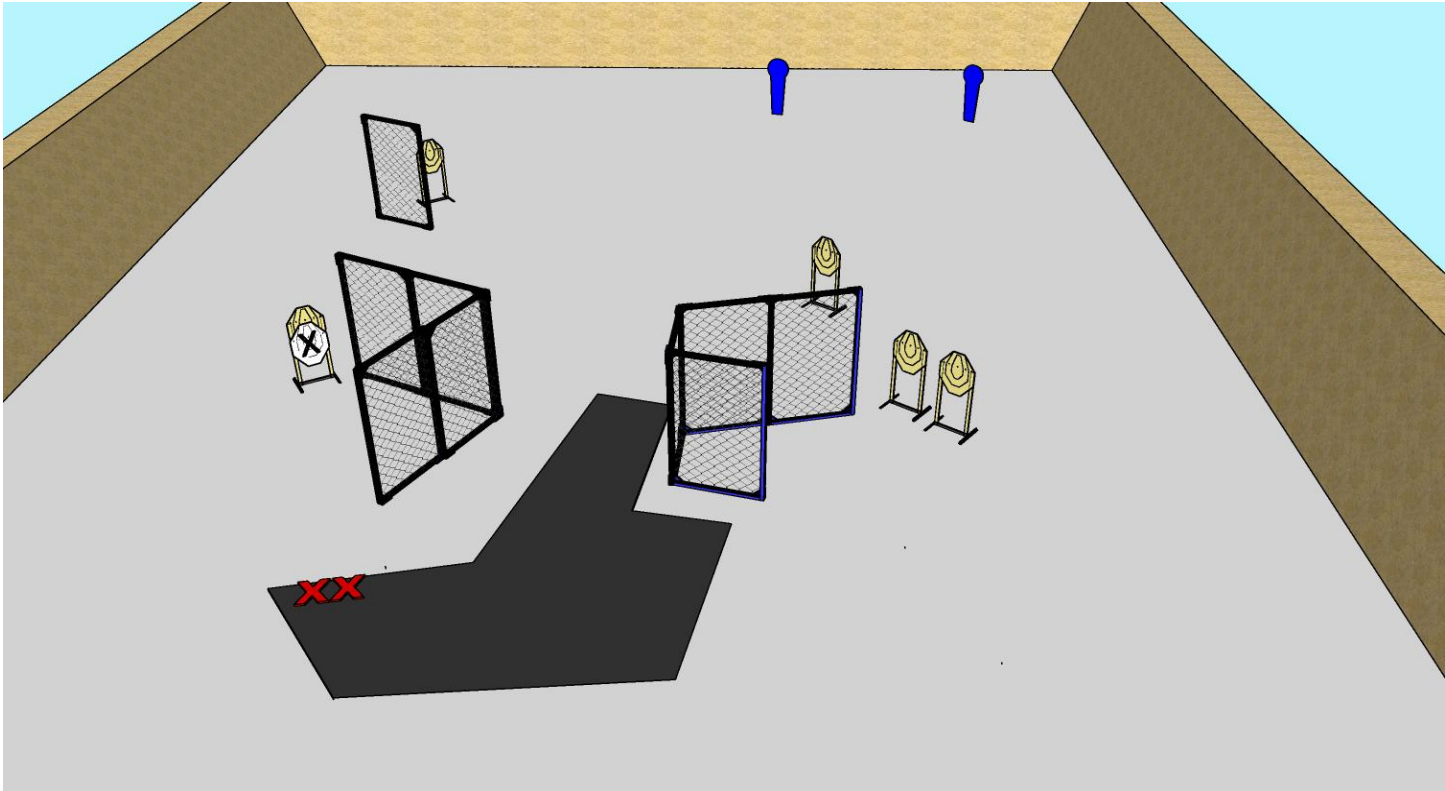






stage 4				
	21	10	1	
Number of rounds to be scored:	21			
Targets:	10 IPSC Targets, 1 IPSC Poppers			
Start position:	Standing on mark			
Handgun Ready Condition				
Time Start:	Audible signal			
Procedure:	After start signal engage all the targets from designated area Popper P1 activates moving target. All moving targets remains visible at the end of the movement.			
Safety angles:	90 degrees left/right, High of top of the backtop			

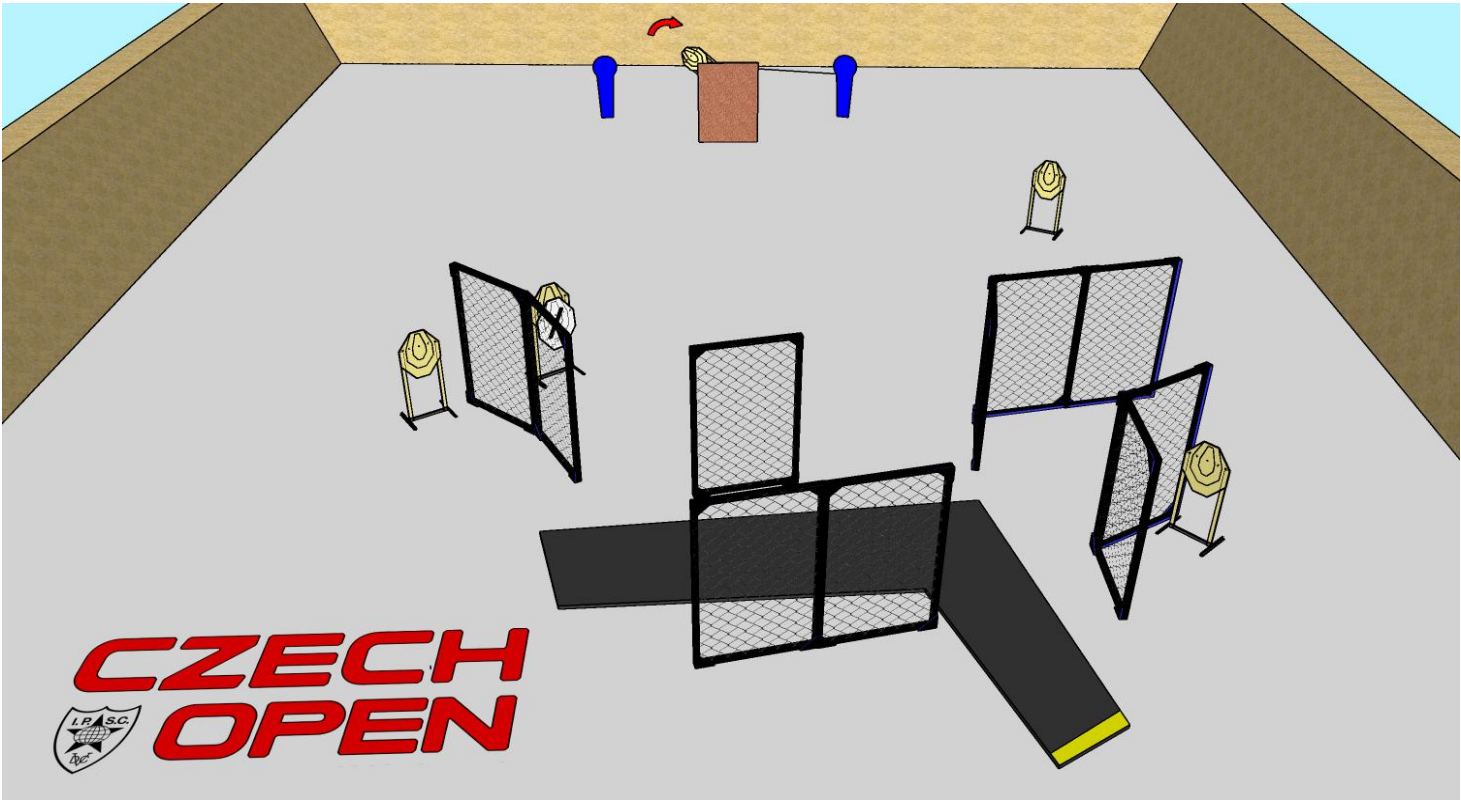








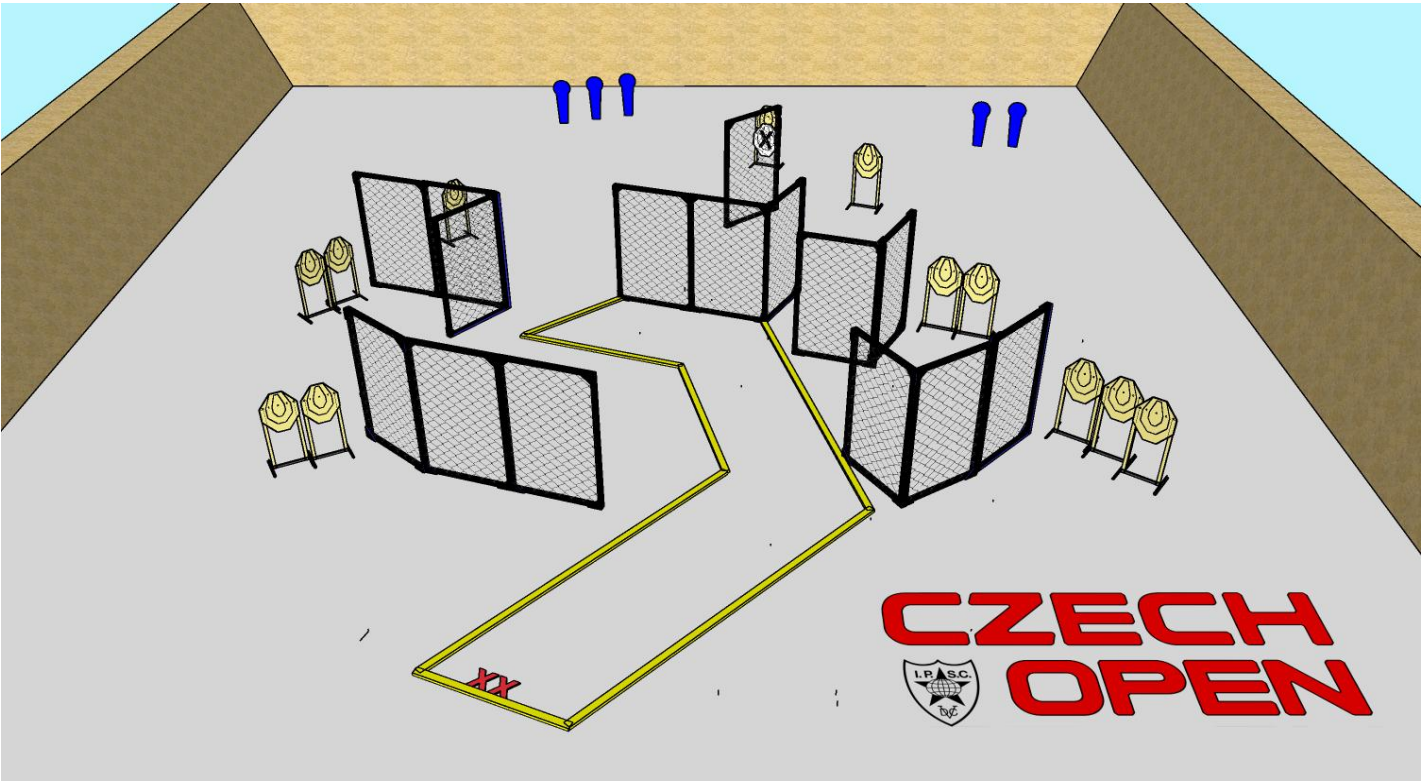
stage 5				
	12	5	2	
Number of rounds to be scored:	12			
Targets:	5 IPSC Targets, 2 IPSC Poppers			
Start position:	Standing on the mark			
Handgun Ready Condition				
Time Start:	Audible signal			
Procedure:	After start signal engage all the targets from designated area			
Safety angles:	90 degrees left/right, High of top of the backtop			







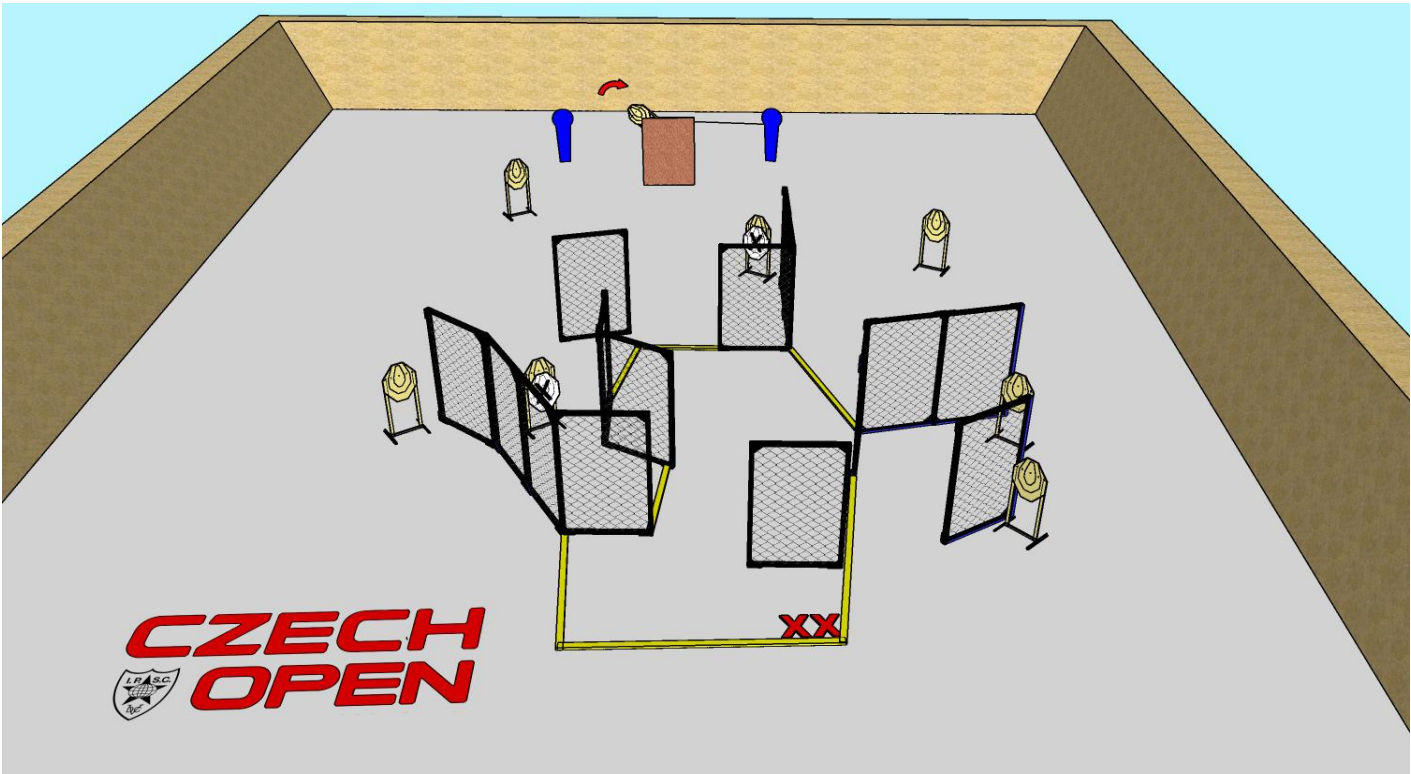
stage 6				
	12	5	2	
Number of rounds to be scored:	12			
Targets:	5 IPSC Targets, 2 IPSC poppers			
Start position:	Standing on the mark			
Handgun Ready Condition				
Time Start:	Audible signal			
Procedure:	After start signal engage all the targets from designated area Popper P1 and P2 activates moving target All moving targets remains visible at the end of the movement.			
Safety angles:	90 degrees left/right, High of top of the backstop			







stage 7				
	29	12	5	
Number of rounds to be scored:	29			
Targets:	12 IPSC Targets, 5 IPSC Poppers			
Start position:	Standing on the mark			
Handgun Ready Condition				
Time Start:	Audible signal			
Procedure:	After start signal engage all the targets from designated area			
Safety angles:	90 degrees left/right, High of top of the backstop			

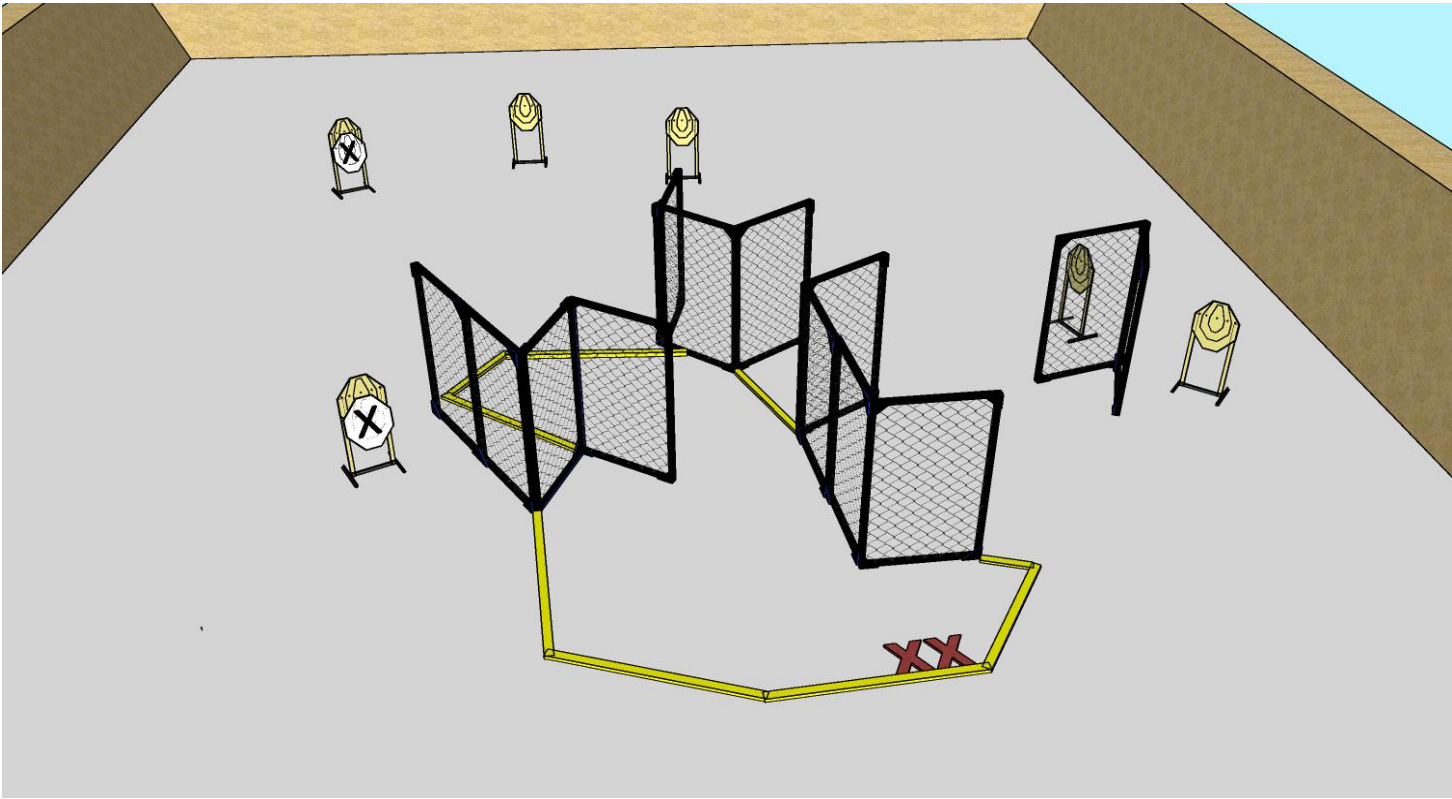






stage 8				
	18	8	2	
Number of rounds to be scored:	18			
Targets:	8 IPSC Targets, 2 IPSC poppers			
Start position:	Standing on mark			
Handgun Ready Condition				
Time Start:	Audible signal			
Procedure:	After start signal engage all the targets from designated area Popper P1 activates moving target. All moving targets remains visible at the end of the movement.			
Safety angles:	90 degrees left/right, High of top of the backstop			

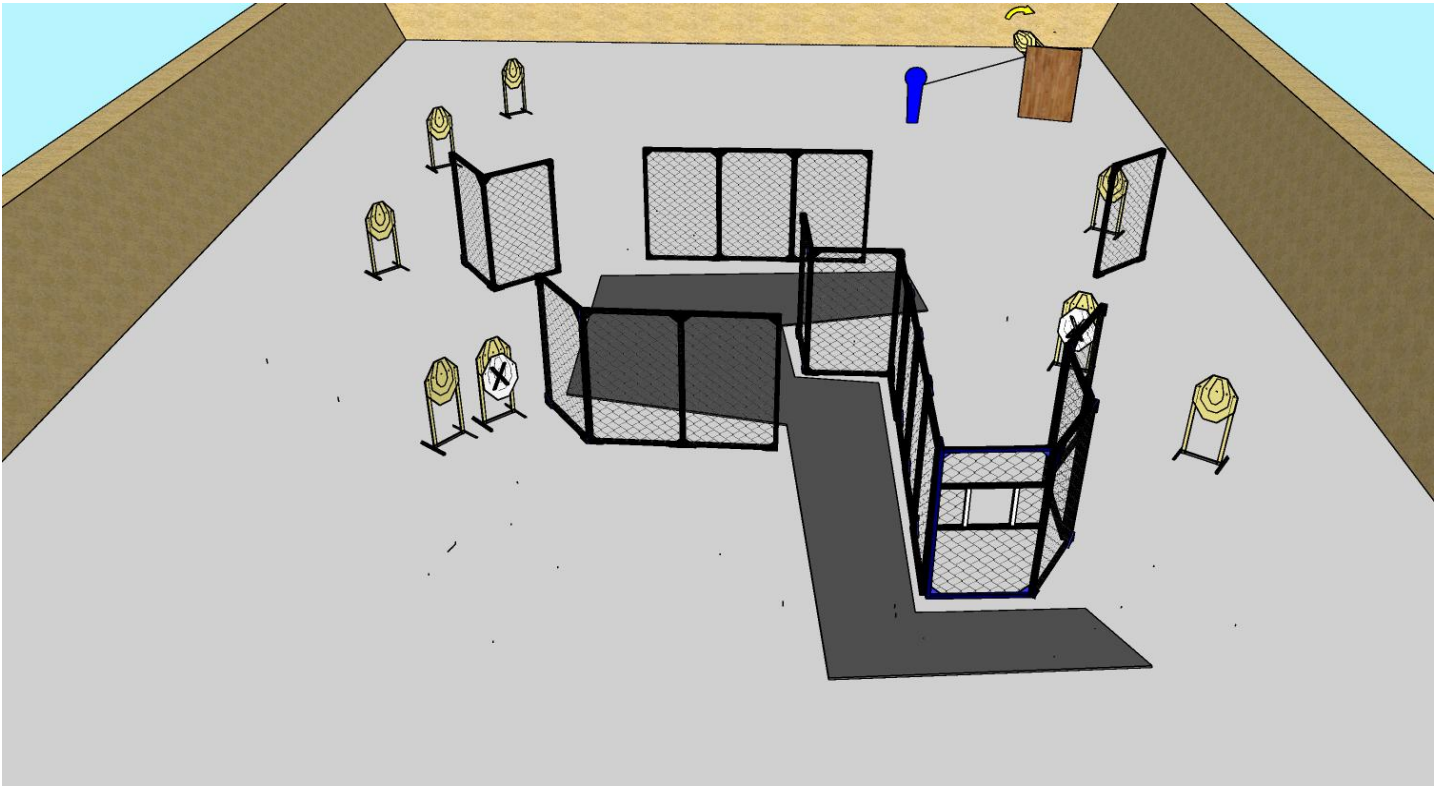








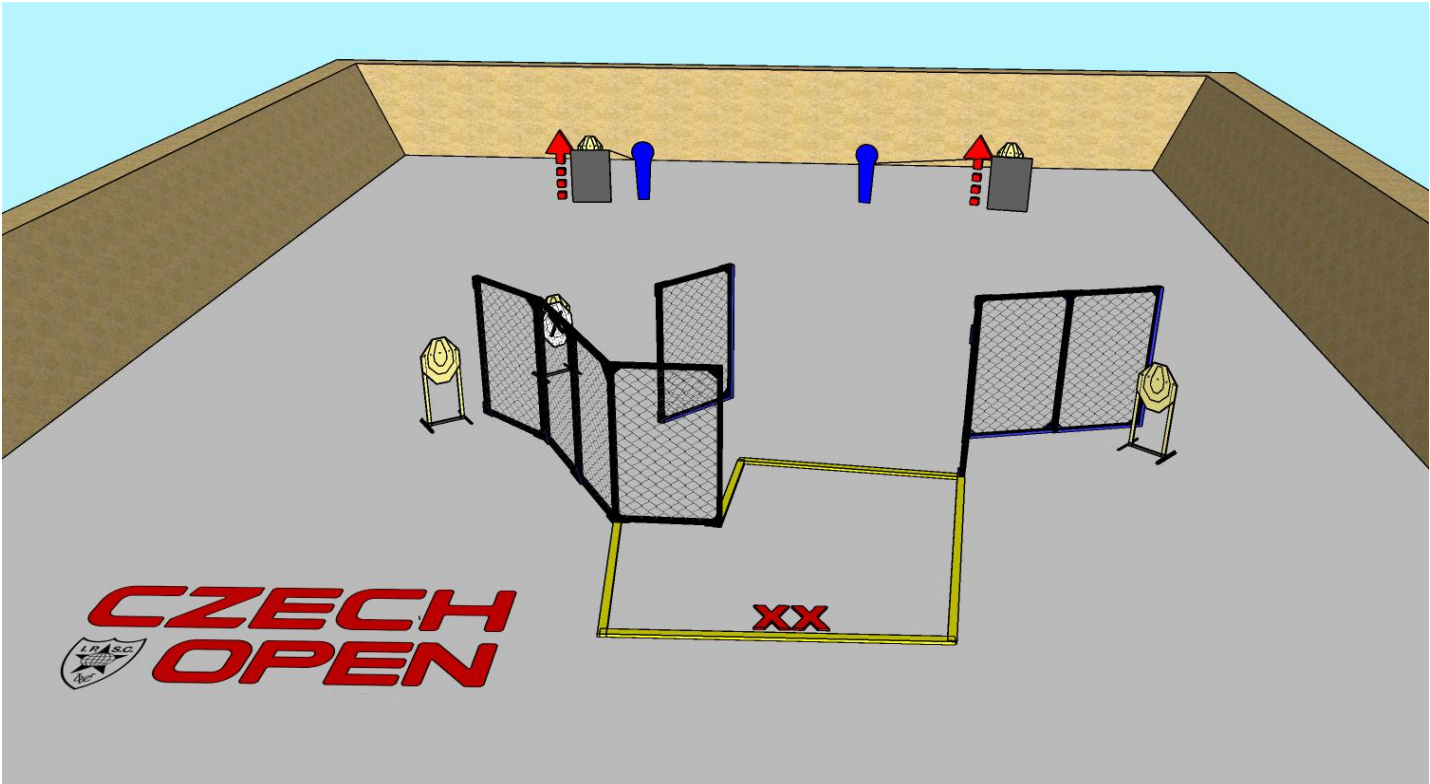
stage 9		  
	12	6
Number of rounds to be scored:	12	
Targets:	6 IPSC Targets	
Start position:	Standing on mark	
Handgun Ready Condition		
Time Start:	Audible signal	
Procedure:	After start signal engage all the targets from designated area	
Safety angles:	90 degrees left/right, High of top of the backstop	







stage 10				
	19	9	1	
Number of rounds to be scored:	19			
Targets:	9 IPSC Targets, 1 IPSC Popper			
Start position:	Standing anywhere			
Handgun Ready Condition				
Time Start:	Audible signal			
Procedure:	After start signal engage all the targets from designated area Popper P1 activates moving target. All moving targets remains visible at the end of the movement.			
Safety angles:	90 degrees left/right, High of top of the backstop			



stage 11				
	12	5	2	
Number of rounds to be scored:	12			
Targets:	5 IPSC Targets, 2 IPSC Poppers			
Start position:	Standing on mark			
Handgun Ready Condition				
Time Start:	Audible signal			
Procedure:	After start signal engage all the targets from designated area Popper P1 activates moving target T2, Popper P2 activates T3 All moving targets remains visible at the end of the movement.			
Safety angles:	90 degrees left/right, High of top of the backtop			



stage 12				
	10	4	2	
Number of rounds to be scored:	10			
Targets:	4 IPSC Targets, 2 IPSC poppers			
Start position:	Standing on mark			
Handgun Ready Condition				
Time Start:	Audible signal			
Procedure:	After start signal engage all the targets from designated area Popper P1 activates moving target T2, Popper P2 activates T3 and T4 All moving targets remains visible at the end of the movement.			
Safety angles:	90 degrees left/right, High of top of the backtop			

